

**VIA equity Fond III K/S  
Strandvejen 58  
2900 Hellerup  
Business Registration No  
37 88 94 07**

**Annual report 2021**

The Annual General Meeting adopted the annual report on 17.02.2022

**Chairman of the General Meeting**



Name: Benjamin Kramarz

## Contents

	<u>Page</u>
Fund details	1
Statement by Management on the annual report	2
Independent auditor's report	3
Management commentary	6
Statement of comprehensive income	9
Balance sheet at 31.12.2021	10
Statement of changes in equity	12
Cash flow statement for 2021	13
Table of notes	14
Notes	15

## **Fund details**

### **Fund**

VIA equity Fond III K/S

Strandvejen 58

DK-2900 Hellerup

Business Registration No: 37 88 94 07

Founded: 01.07.2016

Registered in: Gentofte

Financial year: 01.01.2021 – 31.12.2021

Telephone: +45 39 77 50 60

Internet: [www.viaequity.com](http://www.viaequity.com)

### **Auditors**

Deloitte Statsautoriseret Revisionspartnerselskab

Weidekampsgade 6

2300 Copenhagen S

## Statement by Management on the annual report

The Manager and the General Partner have today considered and approved the annual report of VIA equity Fond III K/S for the financial year 01.01.2021 – 31.12.2021.

The annual report is presented in accordance with International Financial Reporting Standards as adopted by the EU and disclosure requirements of the Danish Financial Statements Act.


In our opinion, the financial statements give a true and fair view of the Fund's financial position at 31.12.2021 and of the results of its operations and the cash flows for the financial year 01.01.2021 – 31.12.2021.

We believe that the management commentary contains a fair review of the affairs and conditions referred to therein.

We recommend the annual report for adoption at the Annual General Meeting.

Hellerup, 03.02.2022

**On behalf of VIA equity a/s / VVP Komplementar III K/S**



John Helmsøe-Zinck



Jesper Hørsholt

## **Independent auditor's report**

### **To the shareholders of VIA equity Fond III K/S**

#### **Opinion**

We have audited the financial statements of VIA equity Fond III K/S for the financial year 01.01.2021 - 31.12.2021, which comprise the statement of comprehensive income, balance sheet, statement of changes in equity, cash flow statement and notes, including a summary of significant accounting policies. The financial statements are prepared in accordance with International Financial Reporting Standards as adopted by the EU and additional requirements of the Danish Financial Statements Act.

In our opinion, the financial statements give a true and fair view of the Funds's financial position at 31.12.2021 and of the results of its operations for the financial year 01.01.2021 - 31.12.2021 in accordance with International Financial Reporting Standards as adopted by the EU and additional requirements of the Danish Financial Statements Act.

#### **Basis for opinion**

We conducted our audit in accordance with International Standards on Auditing (ISAs) and additional requirements applicable in Denmark. Our responsibilities under those standards and requirements are further described in the "Auditor's responsibilities for the audit of the financial statements" section of this auditor's report. We are independent of the Entity in accordance with the International Ethics Standards Board for Accountants' International Code of Ethics for Professional Accountants (IESBA Code) and the additional ethical requirements applicable in Denmark, and we have fulfilled our other ethical responsibilities in accordance with these requirements and the IESBA Code. We believe that the audit evidence we have obtained is sufficient and appropriate to provide a basis for our opinion.

#### **Management's responsibilities for the financial statements**

Management is responsible for the preparation of financial statements that give a true and fair view in accordance with the Danish Financial Statements Act, and for such internal control as Management determines is necessary to enable the preparation of financial statements that are free from material misstatement, whether due to fraud or error. In preparing the financial statements, Management is responsible for assessing the Fund's ability to continue as a going concern, for disclosing, as applicable, matters related to going concern, and for using the going concern basis of accounting in preparing the financial statements unless Management either intends to liquidate the Fund or to cease operations, or has no realistic alternative but to do so.

#### **Auditor's responsibilities for the audit of the financial statements**

Our objectives are to obtain reasonable assurance about whether the financial statements as a whole are free from material misstatement, whether due to fraud or error, and to issue an auditor's report that includes our opinion. Reasonable assurance is a high level of assurance, but is not a guarantee that an audit conducted in accordance with ISAs and the additional requirements applicable in Denmark will always detect a material misstatement when it exists. Misstatements can arise from fraud or error and are considered material if, individually or in the aggregate, they could reasonably be expected to influence the economic decisions of users taken on the basis of these financial statements.

## Independent auditor's report

As part of an audit conducted in accordance with ISAs and the additional requirements applicable in Denmark, we exercise professional judgement and maintain professional scepticism throughout the audit. We also:

- Identify and assess the risks of material misstatement of the financial statements, whether due to fraud or error, design and perform audit procedures responsive to those risks, and obtain audit evidence that is sufficient and appropriate to provide a basis for our opinion. The risk of not detecting a material misstatement resulting from fraud is higher than for one resulting from error, as fraud may involve collusion, forgery, intentional omissions, misrepresentations, or the override of internal control.
- Obtain an understanding of internal control relevant to the audit in order to design audit procedures that are appropriate in the circumstances, but not for the purpose of expressing an opinion on the effectiveness of the Fund's internal control.
- Evaluate the appropriateness of accounting policies used and the reasonableness of accounting estimates and related disclosures made by Management.
- Conclude on the appropriateness of Management's use of the going concern basis of accounting in preparing the financial statements, and, based on the audit evidence obtained, whether a material uncertainty exists related to events or conditions that may cast significant doubt on the Fund's ability to continue as a going concern. If we conclude that a material uncertainty exists, we are required to draw attention in our auditor's report to the related disclosures in the financial statements or, if such disclosures are inadequate, to modify our opinion. Our conclusions are based on the audit evidence obtained up to the date of our auditor's report. However, future events or conditions may cause the Fund to cease to continue as a going concern.
- Evaluate the overall presentation, structure and content of the financial statements, including the disclosures in the notes, and whether the financial statements represent the underlying transactions and events in a manner that gives a true and fair view.

We communicate with those charged with governance regarding, among other matters, the planned scope and timing of the audit and significant audit findings, including any significant deficiencies in internal control that we identify during our audit.

### Statement on the management commentary

Management is responsible for the management commentary.

Our opinion on the financial statements does not cover the management commentary, and we do not express any form of assurance conclusion thereon.

In connection with our audit of the financial statements, our responsibility is to read the management commentary and, in doing so, consider whether the management commentary is materially inconsistent with the financial statements or our knowledge obtained in the audit or otherwise appears to be materially misstated.

## Independent auditor's report


Moreover, it is our responsibility to consider whether the management commentary provides the information required under the Danish Financial Statements Act.

Based on the work we have performed, we conclude that the management commentary is in accordance with the financial statements and has been prepared in accordance with the requirements of the Danish Financial Statements Act. We did not identify any material misstatement of the management commentary.


Copenhagen, 03.02.2022

### Deloitte

Statsautoriseret Revisionspartnerselskab  
Business Registration No 33 96 35 56



Bill Haudal Pedersen  
State-Authorised Public Accountant  
Identification No (MNE) mne30131



Michael Thorø Larsen  
State-Authorised Public Accountant  
Identification No (MNE) mne35823

## Management commentary

	2021 t.kr.	2020 t.kr.	2019 t.kr.	2018 t.kr.	2017 t.kr.
<b>Financial highlights</b>					
<b>Statement of comprehensive income</b>					
Results from investments	617,965	349,162	70,689	(20,211)	0
Operating profit/(loss)	606,931	333,732	46,903	(38,385)	(15,861)
Financial income and expenses	(113)	(12)	(29)	(18)	(2)
Profit/loss for the year	606,819	333,720	46,874	(38,403)	(15,863)
<b>Balance sheet</b>					
Total assets	1,225,158	1,194,838	828,710	456,925	29,267
Equity	1,225,123	1,194,804	826,295	455,881	28,314
<b>Ratios</b>					
Total Value to Paid in	2.04x	1.36x	0.98x	0.74x	0.54x
Distributed to Paid in	0.66	0.00x	0.00x	0.00x	0.00x
IRR (since establishment)	25.6%	16.1%	-1.7%	-22.7%	N/A
Number of portfolio companies	6	9	9	7	1

For definitions and terms we refer to the section on accounting policies applied.

### Primary activities

The Fund is a buy-out fund investing primarily in Nordic and German based technology and growth companies. The Fund has made investments in 9 portfolio companies.

The Fund has a committed capital of DKK 958 mio. from a broad base of recognized international investors.

The Fund is managed by VIA equity a/s in accordance with the agreed investment guidelines and management agreement, following which the manager may decide on investments and divestments subject to approval from an independent investment committee.

### Development in activities and financial matters

The investment period is closed and the Fund only makes follow-up investments. Hence, the focus has been on further developing the portfolio companies, which included making additional follow-up investments. Three portfolio companies were divested during the year overall with satisfactory returns.

Further information on the portfolio companies is available on the manager's website [www.viaequity.com](http://www.viaequity.com)



## **Management commentary (continued)**

### **Result of the year**

The portfolio companies have in general developed well over the year and proven relatively resistant to the COVID-19 situation. The year saw mostly positive and just a few negative revaluations which together with negative currency adjustments resulted in a profit from investment activities of DKK 618 mio. The Fund administration costs amounted to DKK 11 mio. in line with expectations. The result for the year was a satisfactory profit of DKK 606.8 mio.

### **Uncertainty relating to recognition and measurement**

The Fund makes investments in non-listed companies, where the ability to divest and the companies' earnings are influenced by various factors, and the fair market valuation includes judgements and estimates. The fair market valuation of the investments in portfolio companies is therefore subject to uncertainties and the investments will not at all times be liquid as different market conditions may influence liquidity.

For further description of valuation principles please refer to the accounting principles.

### **Events after the balance sheet date**

From the balance sheet date until the date of the presentation of this annual report, no events have occurred that would materially affect the assessment of the annual report.

### **Outlook for 2022**

The Fund is considering divestments of portfolio companies on a continuous basis and may choose to divest if an attractive return can be achieved. Though the Fund is aiming at delivering a positive result no guidance in terms of the result is provided as this is highly dependent on the underlying performance in the portfolio companies and general market conditions.

### **Social responsibility and data ethics**

This constitutes our statutory statement on social responsibility, underrepresented gender and data ethics in accordance with sections 99a, b and d of the Danish Financial Statements Act.

The Fund considers social responsibility an integral part of making investments. The Fund aims at not making investments in companies that deliberately and repeatedly violates rules that have been laid down by national authorities in the markets in which the company operates or any rules, norms and/or standards that ensue from conventions or international agreements ratified by the EU and/or Denmark; nor engaging in activities that may be legal but that have aggressive tax planning as the main purpose or in activities that promotes violent conflicts.

The Fund focuses on active ownership to promote the long-term value creation of the investments. As part of exercising the rights as a shareholder the Fund is when possible, through the management company, represented on portfolio companies' general meetings and in the boards as active board members.

## Management commentary (continued)

The Fund has no data ethics policy. The Fund is not selling any products or services and has neither any turnover nor traditional customers as such as well as no employees. The Fund is not collecting or processing any data including the use of algorithms or artificial intelligence nor is the Fund using any third party processed data except for generally available public data which is used for the Funds own financial analysis.

The Fund has no gender target policy. The Management of the Fund consists of the general partner VVP Komplementar III K/S, hence no goals have been set regarding the underrepresented gender.

The Fund has no corporate social responsibility policies, including policies on climate and environmental change-related risks, anti-corruption and bribery, human rights, and social and employee matters. The Fund is not selling any products or services and has neither any turnover nor traditional customers as such as well as no employees. All activities related to social responsibilities, ESG related activities and risk assessments including, but not limited to, environmental principles and policies, social principles and policies, governance principles and policies are handled by the fund manager.

## Statement of comprehensive income

	<u>Notes</u>	<u>2021 DKK'000</u>	<u>2020 DKK'000</u>
<b>Operating income</b>			
Net increase/(decrease) in unrealised gains/(losses) from portfolio companies	3, 7	620,145	336,098
Net foreign exchange gains/(losses)		<u>(2,180)</u>	<u>13,063</u>
<b>Total operating income/(loss)</b>		<u><b>617,965</b></u>	<u><b>349,162</b></u>
<b>Operating expenses</b>			
Administrative expenses		(11,034)	(15,414)
Staff costs		<u>0</u>	<u>(16)</u>
<b>Total operating expenses</b>		<u><b>(11,034)</b></u>	<u><b>(15,430)</b></u>
<b>Operating profit/(loss)</b>		<u><b>606,931</b></u>	<u><b>333,732</b></u>
Financiell income	5	1	0
Financial expenses	6	<u>(113)</u>	<u>(12)</u>
<b>Profit/(loss) for the year</b>		<u><b>606,819</b></u>	<u><b>333,720</b></u>
<b>Comprehensive income</b>		<u><u><b>606,819</b></u></u>	<u><u><b>333,720</b></u></u>
<b>Proposed distribution of profit/loss</b>			
Transferred to equity		<u><b>606,819</b></u>	<u><b>333,720</b></u>

**Balance sheet at 31.12.2021**

	<u>Notes</u>	<u>2021 DKK'000</u>	<u>2020 DKK'000</u>
Investments in portfolio companies	7	1,171,352	1,143,654
Loans to portfolio companies	12	<u>50,845</u>	<u>50,845</u>
<b>Fixed asset investments</b>		<u><b>1,222,197</b></u>	<u><b>1,194,499</b></u>
 <b>Fixed assets</b>		 <u><b>1,222,197</b></u>	 <u><b>1,194,499</b></u>
 Other short-term receivables		 <u>28</u>	 <u>0</u>
<b>Receivables</b>		<u><b>28</b></u>	<u><b>0</b></u>
 <b>Cash</b>	8	 <u><b>2,933</b></u>	 <u><b>339</b></u>
 <b>Current assets</b>		 <u><b>2,961</b></u>	 <u><b>339</b></u>
 <b>Assets</b>		 <u><u><b>1,225,158</b></u></u>	 <u><u><b>1,194,838</b></u></u>

**Balance sheet at 31.12.2021**

	<b>Notes</b>	<b>2021 DKK'000</b>	<b>2020 DKK'000</b>
Limited partnership capital	9	300,325	876,825
Retained earnings		<u>924,798</u>	<u>317,979</u>
<b>Equity</b>		<b><u>1,225,123</u></b>	<b><u>1,194,804</u></b>
Other payables	10	<u>35</u>	<u>34</u>
<b>Current liabilities</b>		<b><u>35</u></b>	<b><u>34</u></b>
<b>Liabilities</b>		<b><u>35</u></b>	<b><u>34</u></b>
<b>Equity and liabilities</b>		<b><u>1,225,158</u></b>	<b><u>1,194,838</u></b>

Accounting policies applied	1
Significant accounting estimates, assumptions and uncertainties	2
Fees paid to auditors appointed at the annual general meeting	4
Change in net working capital	11
Financial risks & financial instruments	12
Contingent liabilities	13
Related parties and controlling influence	14
Investor relations	15
Events after the balance sheet date	16
Adoption of the annual report for publication	17

**Statement of changes in equity**

<b>DKK'000</b>	<b>Limited partnership capital DKK'000</b>	<b>Retained earnings DKK'000</b>	<b>Total DKK'000</b>
Equity at 01.01.2021	876,825	317,979	1,194,804
Contributions from Partners	12,985	0	12,985
Distributions to Partners	(589,486)	0	(589,486)
Profit/(loss) for the year	0	606,819	606,819
<b>Equity at 31.12.2021</b>	<b>300,325</b>	<b>924,798</b>	<b>1,225,123</b>

<b>DKK'000</b>	<b>Limited partnership capital DKK'000</b>	<b>Retained earnings DKK'000</b>	<b>Total DKK'000</b>
Equity at 01.01.2020	842,036	(15,741)	826,295
Contributions from Partners	34,789	0	34,789
Distributions to Partners	0	0	0
Profit/(loss) for the year	0	333,720	333,720
<b>Equity at 31.12.2020</b>	<b>876,825</b>	<b>317,979</b>	<b>1,194,804</b>

The Partners have committed themselves to contributing up to DKK 958,000 thousand into the Fund, as and when new capital is required for making investments, paying fund costs etc. Of the total committed capital, the Partners have paid-in net DKK 889,810 thousand at 31.12.2021, and the remaining contribution balance is DKK 68,190 thousand.

For certain limited partnership shares specific market based rights are attached (carried interest rights) concerning the allocation of distributions from the Fund to the Partners.

## Cash flow statement for 2021

	<u>Notes</u>	<u>2021 DKK'000</u>	<u>2020 DKK'000</u>
Operating profit/(loss)		606,931	333,732
Realised and unrealised fair value adjustments	3	(620,145)	(336,098)
Net foreign exchange gains/(losses)	7	2,180	(13,063)
Working capital changes	11	(27)	(2,381)
<b>Cash flows from ordinary activities</b>		<u>(11,061)</u>	<u>(17,810)</u>
Financial income	5	1	0
Financial expenses	6	(113)	(12)
<b>Cash flows from operating activities</b>		<u>(112)</u>	<u>(12)</u>
Investments in portfolio companies	7	(2,000)	(16,934)
Divestment of portfolio companies		592,268	0
<b>Cash flows from investing activities</b>		<u>590,268</u>	<u>(16,934)</u>
Contributions from Partners		12,985	34,789
Distributions to Partners		(589,486)	0
<b>Cash flows from financing activities</b>		<u>(576,501)</u>	<u>34,789</u>
<b>Increase/decrease in cash</b>		<b>2,594</b>	<b>32</b>
Cash beginning of year		339	307
<b>Cash end of year</b>		<u><u>2,933</u></u>	<u><u>339</u></u>

**Table of notes**

1.	Accounting policies	15
2.	Significant accounting estimates, assumptions and uncertainties	19
3.	Fair value adjustments	19
4.	Fees paid to auditors appointed at the annual general meeting	19
5.	Financial income	19
6.	Financial expenses	19
7.	Investments in portfolio companies	20
8.	Cash	21
9.	Limited partnership capital	21
10.	Other payables	22
11.	Working capital changes	22
12.	Financial risks and financial instruments	22
13.	Contingent liabilities	26
14.	Related parties and controlling influence	26
15.	Investor relations	27
16.	Events after the balance sheet date	27
17.	Adoption of the annual report for publication	27



## Notes

### 1. Accounting policies

#### Reporting class

The annual report for 2021 of VIA equity Fond III K/S is presented in accordance with the International Financial Reporting Standards as adopted by the EU and additional Danish disclosure requirements of the Danish Financial Statements Act governing reporting class C large enterprises. VIA equity Fond III K/S is a limited partnership domiciled in Denmark.

The financial statements are presented in Danish kroner (DKK), which is the functional currency of the Fund.

The accounting policies applied for these financial statements are consistent with those applied last year.

The Fund's investments are investments in portfolio companies and are therefore not covered by IFRS 9. The Fund has no other significant assets and liabilities, which are covered by IFRS 9.

Fund's income consists of value increases on investments, and the Fund has no contracts covered by IFRS 15. The Fund has not entered into any lease contracts covered by IFRS 16.

Where relevant, assessments made by Management when applying IFRS and which have had a significant impact on the financial statements are presented in the relevant notes to the financial statements.

#### Statement of omission to prepare consolidated financial statements

The Fund has omitted to prepare consolidated financial statements in accordance with IFRS 10 and IAS 27, as the Fund complies with the definition of an investment company. The definition is as follows:

"An investment company is defined as a company which, through deposits from investors, is intended to solely invest the funds in order to obtain a return on the invested capital in the form of income, value increases or both".

On the grounds set out below, Management has determined that the Fund meets the definition of an investment company because:

1. The purpose of the Fund was to invest in 9-11 companies within 5 years in order to obtain a return to investors.
2. The Fund has more than one investor and its investors are not related parties. See note 14 for further description.
3. The Fund's investments in portfolio companies are primarily made in the form of equity instruments or similar investments, and the purpose of the Fund is to obtain a return on the invested capital in the form of income, value increases or both.

## Notes

### 1. Accounting policies (continued)

#### Standards and Interpretations not yet in force

All of the new and revised standards and interpretations which are relevant to the Fund and which came into force with effect for financial years beginning 01.01.2021 have been applied when preparing the financial statements.

According to Management, new and revised standards and interpretations not effective as of 01.01.2021 will not have a significant impact on the financial statements and will not be early adopted.

#### Significant accounting policies and estimates

In preparing the financial statements, Management performs a number of accounting estimates which form the basis for the presentation, recognition and measurement of the Fund's assets and liabilities. The significant accounting estimates are outlined in note 2.

#### Recognition and measurement

Assets are recognised in the balance sheet when it is probable as a result of a prior event that future economic benefits will flow to the Fund, and the value of the asset can be measured reliably. Assets are derecognised in the balance sheet when it is no longer probable that future economic benefits will flow to the Fund.

Purchase and sale of financial assets and liabilities are recognised in the balance sheet at the commitment date.

Liabilities are recognised in the balance sheet when the Fund has a legal or actual obligation as a result of an event before or on the balance sheet date, and it is probable that future economic benefits will flow out of the Fund, and the value of the liability can be measured reliably. Liabilities are derecognised in the balance sheet when it is no longer probable that economic benefits will have to be given up to settle the liability.

On initial recognition, assets and liabilities are measured at cost. Measurement subsequent to initial recognition is effected as described below for each financial statement item. Anticipated risks and losses that arise before the time of presentation of the annual report and that confirm or invalidate affairs and conditions existing at the balance sheet date are considered at recognition and measurement.

Income is recognised in the statement of comprehensive income when earned, whereas costs are recognised by the amounts attributable to this financial year.

## Notes

### 1. Accounting policies (continued)

#### Foreign currency translation

Transactions denominated in other currencies than the Fund's functional currency are translated at initial recognition using the exchange rate at the balance sheet date.

Receivables, payables and other monetary items denominated in foreign currencies that have not been settled at the balance sheet date are translated using the exchange rate at the balance sheet date.

Exchange differences that arise between the rate at the transaction date and the one in effect at the payment date or the rate at the balance sheet date are recognised in the income statement as financial income or financial expenses.

#### Statement of comprehensive income

##### Realised gains/(losses) and unrealised fair value adjustments of portfolio companies

Unrealised fair value adjustments of the Fund's portfolio companies are recognised on a regular basis in the statement of comprehensive income. In addition, realised gains/(losses) are recognised in connection with the sale of portfolio companies.

##### Administrative expenses

Administrative expenses include expenses incurred during the year in connection with the Fund's investment management activities, including administrative expenses and management fees.

##### Financial income

Other financial income comprises interest income.

##### Financial expenses

Financial expenses include bank fees and interest expenses.

##### Tax

The Fund is not liable to taxation independently, as the profit/loss for the year of the Fund is included at the partners level.

#### Balance sheet

##### Investments in and loans to portfolio companies

Investments and loans recognised under fixed assets include investments in portfolio companies held with the purpose of trading, which are measured at fair value at initial recognition equal to cost price and are subsequently measured at fair value with regular recognition of fair value adjustments in the profit/loss statement. Receivables from investments are measured at fair value under IFRS 9.

## Notes

### 1. Accounting policies (continued)

The fair value is determined on the basis of market information, IPEV valuation guidelines and accepted valuation methods, including multiple analysis/benchmarking or other relevant methods, where it is considered to provide the best estimate of the fair value of the investment.

#### Receivables

Receivables are measured at amortised cost, usually equalling nominal value less provisions for bad debts.

#### Cash

Cash comprises cash in bank deposits.

#### Other financial liabilities

Other financial liabilities are measured at amortised cost, which usually corresponds to nominal value.

#### Cash flow statement

The cash flow statement is presented according to the indirect method and shows cash flows for operations, investments and financing, and cash and cash equivalents at the beginning and end of the year.

Cash flows relating to operating activities are calculated as the operating profit, adjusted for non-cash operating items and changes in working capital attributable to operating activities.

Cash flows for investing activities include payments related to the acquisition and sale of portfolio companies.

Cash flows relating to financing activities comprise changes in the Fund's capital.

### Financial highlights

The ratios stated in the outline of key figures and ratios are calculated as follows:

#### Total Value to Paid In (TVPI)

The value of distributions to investors + the year end equity/contributed capital from investors.

#### Distributed to Paid In (DPI)

The value of distributions to investors/capital contributed by investors.

#### IRR

Internal rate of return is calculated on the basis of the actual cash flows as well as the value of the equity.

## Notes

### 2. Significant accounting estimates, assumptions and uncertainties

The Fund makes investments in non-listed companies, where the ability to divest and the companies' earnings are influenced by various factors, and the fair market valuation includes judgements and estimates. The fair market valuation of the investments in portfolio companies is therefore subject to uncertainties and the investments will not at all times be liquid as different market conditions may influence liquidity.

This uncertainty may be greater in periods of high volatility in the financial markets, and the business cycle also affects earnings in the underlying companies. The portfolio companies have proven relatively resistant to the COVID-19 situation, why this has not had a material impact on the valuation but there is uncertainty in regards to the future impact. Methods and assumptions for the calculation of the fair value of investments in the non-listed portfolio companies are described in note 12.

### 3. Fair value adjustments

	<b>2021</b> <b>DKK'000</b>	<b>2020</b> <b>DKK'000</b>
Realised gains / (losses)	137,215	0
Unrealised gains / (losses)	482,930	336,098
<b>Fair value adjustments</b>	<b>620,145</b>	<b>336,098</b>

### 4. Fee paid to auditors appointed at the annual general meeting

	<b>2021</b> <b>DKK'000</b>	<b>2020</b> <b>DKK'000</b>
Fee regarding statutory audit	100	140
Tax assistance	5	0
Other services	20	20
<b>Fair value adjustments</b>	<b>125</b>	<b>160</b>

### 5. Financial income

	<b>2021</b> <b>DKK'000</b>	<b>2020</b> <b>DKK'000</b>
Interest income	1	0
<b>Financial income</b>	<b>1</b>	<b>0</b>

### 6. Financial expenses

	<b>2021</b> <b>DKK'000</b>	<b>2020</b> <b>DKK'000</b>
Other interest expenses and fees	(113)	(12)
<b>Interest expenses for financial liabilities</b>	<b>(113)</b>	<b>(12)</b>

## Notes

	<b>2021</b> <b>DKK'000</b>	<b>2020</b> <b>DKK'000</b>
<b>7. Investments in portfolio companies</b>		
Fair value beginning of year	1,143,654	777,350
Additions	2,000	16,934
Divestment	(455,052)	0
Unrealised fair value adjustment	482,930	336,098
Exchange rate gains/(losses)	(2,180)	13,272
<b>Fair value at 31.12.2021</b>	<b>1,171,352</b>	<b>1,143,654</b>
 <b>Carrying amount at 31.12.2021</b>	 <b>1,171,352</b>	 <b>1,143,654</b>

According to the requirements of IFRS 12, information concerning the Fund's non-consolidated portfolio companies must be provided and the information below is assessed as relevant for such.

<b>Investment</b>	<b>Corporate form</b>	<b>Registered in</b>	<b>Equity interest %</b>	<b>Profit/(loss) DKK'000</b>	<b>Equity DKK'000</b>
Continia TopCo (Continia Software A/S)	ApS	Aalborg	74.1	8,528	80,665
GleSYS Holding (GleSYS AB)	AB	Sweden	47.4	1,064	101,304
C/B TopCo (C&B Systemer AS)	ApS	Høje Taastrup	61.6	4,667	87,406
VIA Frida Holding (Domus Forsikring A/S & Frida Forsikring Agentur A/S)	ApS	Gentofte	40.0*	(4,496)	128,539
VIA Cego Holding (CEGO A/S)	ApS	Gentofte	39.1*	61,017	555,208
Sema Verwaltungs (SEMA Lizenz- und Beteiligungs GmbH)	GmbH	Frankfurt	49.0	(16,011)	90,901

\*Via equity Fond III K/S' direct ownership share in VIA Frida Holding and VIA Cego Holding is 100%

The entities stated in brackets indicate the names of the underlying operating companies.

The overview of investments above is based in financial information from the most recent published annual report at the time of the presentation of these financial statements.

## Notes

### 7. Investments in portfolio companies (continued)

Since the Company's main activity is investing in companies, listing all investment entities related to the Company would result in a comprehensive list consisting of multiple pages of entities. In order to maintain the integrity of the true and fair view of the annual report, the list of entities to which the Company has an equity interest has been limited to the entities to which the Company has a direct ownership.

Consistently with the accounting policies, the Fund regularly adjusts the value of the investments to the best estimate of fair value. This means that the proportionate share of operating profit or loss for the portfolio companies is not recognised in profit or loss of the Fund, but rather a fair value adjustment of the investment.

The methods used by the Fund for the valuation of the investments are set out in note 11.

The Fund's portfolio companies are not classified as investment companies as they deal with trading, development and production, etc. The Fund may have certain limitations in terms of being able to receive dividends or recover loans, etc., from portfolio companies with external financing.

	<b>2021</b> <b>DKK'000</b>	<b>2020</b> <b>DKK'000</b>
<b>8. Cash</b>		
Cash	2,933	339
	<b>2,933</b>	<b>339</b>

Cash comprise bank deposits.

	<b>2021</b> <b>DKK'000</b>	<b>2020</b> <b>DKK'000</b>
<b>9. Limited partnership capital</b>		
Limited partnership capital	300,325	876,825
	<b>300,325</b>	<b>876,825</b>

The limited partnership capital is divided into shares of DKK 1.

## Notes

	<b>2021</b> <b>DKK'000</b>	<b>2020</b> <b>DKK'000</b>
<b>10. Other payables</b>		
Other payables	35	34
	<b>35</b>	<b>34</b>

The carrying amount of payables relates to other accounts payable such as fees for legal assistance, auditors and administrative services. The amount recognised corresponds to the fair value of the liabilities.

Other payables fall due for payment within 12 months.

	<b>2021</b> <b>DKK'000</b>	<b>2020</b> <b>DKK'000</b>
<b>11. Working capital changes</b>		
Change in receivables	(28)	0
Change in payables	1	(2,381)
	<b>(27)</b>	<b>(2,381)</b>

	<b>2021</b> <b>DKK'000</b>	<b>2020</b> <b>DKK'000</b>
<b>12. Financial risks and financial instruments</b>		
Categories of financial instruments:		
Investments in portfolio companies (equity investment)	1,171,352	1,143,654
Loans to portfolio companies	50,845	50,845
<b>Financial assets measured at fair value through profit or loss</b>	<b>1,222,197</b>	<b>1,194,499</b>
Other payables	35	34
<b>Financial liabilities measured at amortised cost</b>	<b>35</b>	<b>34</b>

All financial liabilities are due for payment within 12 months.

The Fund continuously manages and reduces risks by:

- in-depth business, technical, financial and legal due diligence before an investment is made;
- the conclusion of shareholder agreements in order to ensure the best possible protection and freedom of action of the Fund;
- continuous close monitoring of portfolio companies and active ownership, including participation in board services.



## Notes

### 12. Financial risks and financial instruments (continued)

#### Currency risks

The currency risk of the Fund is related to the investments made in foreign portfolio companies. The Fund does not hedge this risk, but considers it to be an integrated and less important part of the aggregate risk of a portfolio company.

#### Interest rate risks

External financing has been used in the portfolio companies. There is a limited interest rate risk in connection to the external financing.

#### Credit risk

The Fund's credit risk relates to the remaining commitments from Partners. The Partners are considered to have the necessary capital base in order to pay for any remaining capital contributions. The limited partners are recognised international investors.

#### Liquidity risk

The liquidity risk relates to the risk that the Fund may not fulfil its contractual obligations due to an insufficient amount of liquidity.

There are no investment commitments to the portfolio companies, while the remaining commitments of the Limited Partners amount to DKK 68,190 thousand. The liquidity risk is therefore considered to be very limited.

#### Investments in portfolio companies

The fair values of the individual portfolio companies are calculated on the basis of methods that best reflect individual investment risks, life cycle, and industry conditions. Generally applicable, the fair value is calculated in accordance with IPEV valuation guidelines and accepted valuation methods, including multiple analysis/benchmarking or other relevant methods.

### Methods and assumptions for measuring the fair value in the portfolio company

#### Peer group multiple

The peer-group multiple method uses comparable companies where market value and earnings are known. On this basis, a market level for primarily e.g. EV/EBITDA is calculated for the comparable companies.

The calculated EV/EBITDA is then capitalised on the basis of a normalised EBITDA for the individual portfolio companies which, by adjustment for net interest bearing debt, yield the value of the investments.

## Notes

### 12. Financial risks and financial instruments (continued)

In using the method, the Fund assesses which multiples can be used and assesses the determination of normal earnings in the portfolio companies, including assessing the sensitivity of the values when changing the model's variables.

#### Transaction multiple

At the transaction date, a transaction multiple is calculated based on the transaction value and the earnings at the transaction date (EBITDA). The multiple is only changed when there are significant changes in the surroundings of the companies, for example, industry conditions and micro- and macro-economic conditions, which are expected to be of a long-term nature. The portfolio company's expected earnings are adjusted periodically on the basis of underlying budgets, and an expected increase in future earnings may increase the valuation of the portfolio companies.

In certain cases, when applying a transaction multiple analysis, comparable business transactions are also assessed to identify which multiples would be relevant at a hypothetical sale of the Fund's portfolio companies at the end of the accounting period.

#### Description of the valuation process

The valuation process is carried out in connection with the preparation of internal reporting to investors and in connection with the preparation of the Fund's annual report. The valuation assesses the portfolio investments at the end of the accounting period and must reflect the fair value of each portfolio company, based on reasonable valuation methods and assumptions.

Individual investments are assessed separately at the end of the accounting period and are in most cases assessed on the basis of the market situation as follows: (i) determination of the Enterprise Value (EV) estimated on the basis of a hypothetical sale of the investment at the time of the balancesheet date, based on one or more of the valuation methods mentioned above, and (ii) calculation of the value of the equity investment by adjusting EV for net debt and NWC adjustments as well as any equity related waterfall structures.

#### Fair value hierarchy for financial instruments measured at fair value in the balance sheet

Below, financial instruments measured at fair value are classified using the fair value hierarchy:

- Quoted prices in active markets for identical instruments (Level 1)
- Quoted prices in active markets for similar assets or liabilities or other valuation methods under which all material inputs are based on observable market data (Level 2)
- Valuation techniques under which any material inputs are not based on observable market data (Level 3)

## Notes

### 12. Financial risks and financial instruments (continued)

	<b>Level 1</b>	<b>Level 2</b>	<b>Level 3</b>	<b>Total</b>
	<b>DKK'000</b>	<b>DKK'000</b>	<b>DKK'000</b>	<b>DKK'000</b>
<b>2021</b>				
Unlisted shares, investment in portfolio companies	0	0	1,171,352	1,171,352
Loans to portfolio companies	0	0	50,845	50,845
<b>Financial assets measured at fair value through profit or loss</b>	<b>0</b>	<b>0</b>	<b>1,222,197</b>	<b>1,222,197</b>
<b>2020</b>	<b>DKK'000</b>	<b>DKK'000</b>	<b>DKK'000</b>	<b>DKK'000</b>
Unlisted shares, investment in portfolio companies	0	0	1,143,654	1,143,654
Loans to portfolio companies	0	0	50,845	50,845
<b>Financial assets measured at fair value through profit or loss</b>	<b>0</b>	<b>0</b>	<b>1,194,499</b>	<b>1,194,499</b>

There have been no transfers between level 1 and level 2 in the accounting year.

#### Significant non-observable inputs for level 3

Unlisted shares measured at fair value in the balance sheet are based on valuation methods incorporating significant non-observable inputs.

A significant non-observable precondition in the valuation is the multiples used, just as expectations of the future earnings of the portfolio companies, which may be included in the valuation. The multiples applied are in line with the market for comparable entities. In addition, the valuation methods also takes account of net interest-bearing payables in the portfolio companies.

	<b>2021</b>	<b>2020</b>
Interval for multiples applied	8-13	5-14

#### Sensitivity analysis

The fair value of the Fund's portfolio companies is affected by the development of applied multiples as well as the realised and expected future earnings and the level of debt in the portfolio companies. A decrease or increase in the above significant non-observable inputs will have a direct impact on the valuation of portfolio companies. In addition, the fair value of the Fund's portfolio companies is affected by the development in a number of macroeconomic conditions in which reliable sensitivity analyses cannot be prepared.

A change in the non-observable inputs used will have the following effects on the fair value of portfolio companies

## Notes

### 12. Financial risks and financial instruments (continued)

	<b>2021</b> <b>DKK'000,000</b>	<b>2020</b> <b>DKK'000,000</b>
A reduction of 10% in applied valuation multiples will reduce the fair value by	131	163
	<b>2021</b> <b>DKK'000</b>	<b>2020</b> <b>DKK'000</b>
Fair value beginning of year	1,143,654	777,350
Acquisitions	2,000	16,934
Divestment	(455,052)	0
Fair value adjustments	482,930	336,098
Exchange rate gains/(losses)	(2,180)	13,272
Transfer to/from level 3	0	0
<b>Fair value end of year</b>	<b>1,171,352</b>	<b>1,143,654</b>

### 13. Contingent liabilities

There are no guarantees or contingent liabilities of the Fund.

### 14. Related parties and controlling influence

#### Related parties with a controlling interest

The Fund has no investors or related parties with a controlling interest.

We refer to note 7 for an outline of the portfolio companies controlled by the Fund.

#### Transactions

VIA equity Fond III K/S has purchased services from VIA equity a/s for management services on market terms of a total of DKK 10,131 thousand. VIA equity Fond III K/S has also paid VVP Komplementar III K/S to act as a General Partner on market terms by a total of DKK 55 thousand.

Management fee is calculated based on the total cost of investments in the Fund multiplied by a fee percentage, while general partners fee is fixed annual fee.

In addition to this, no transactions with related parties have been conducted during the year.

## Notes

### 14. Related parties and controlling influence (continued)

#### Loans to portfolio companies

A portfolio company loan has been granted to SEMA Beteiligungs GmbH on market terms, which is expected to be settled by cash payment. No losses have been realised at related parties in the financial year.

	<b>2021</b> <b>DKK'000</b>	<b>2020</b> <b>DKK'000</b>
Loans to portfolio companies at 31.12.	50,845	50,845

### 15. Investor relations

#### The Fund's investors

The Limited Partnership has registered the following Limited Partners as holding more than 5% of the voting rights or nominal value of the contributed capital:

<b>Limited Partner</b>	<b>Residence</b>	<b>Ownership percentage</b>
FASO V A SCA SICAV RAIF	33 rue Sainte Zithe, 2763 Luxembourg	49.0 %
Crown Global Secondaries IV Public Limited Company,	Third Floor, 30 Herbert Street, Dublin 2, D02 W329, Dublin, Ireland	21.2%
Crown Premium Private Equity VIII MASTER S.C.S., SICAV-FIS	9 Allée Scheffer, 2520 Luxembourg	7.2%

### 16. Events after the balance sheet date

From the balance sheet date until the date of the presentation of this annual report, no events have occurred that would materially affect the assessment of the annual report.

### 17. Adoption of the annual report for publication

At the management meeting on 03.02.2022, Management approved this annual report for publication on 17.02.2022. The annual report will be presented to the limited partners of the Fund for approval at the Annual General Meeting on 17.02.2022.